


The Ultimate Violin Christmas: A Comprehensive Guide for Beginners

As the festive season approaches, the enchanting melodies of Christmas music fill the air, inviting us to celebrate the joy and warmth of the holiday. For violinists, this time of year presents a wonderful opportunity to showcase their musical abilities and spread holiday cheer. If you're a beginner violinist eager to embrace the spirit of Christmas through music, this ultimate guide will empower you with the knowledge and techniques to elevate your holiday performances and bring joy to your audience.



Violin Christmas For the Beginner: Easy Violin

Christmas Pieces by Stephen Robles

★★★★★ 5 out of 5

Language : English

File size : 1780 KB

Screen Reader : Supported

Print length : 33 pages

Lending : Enabled

FREE

DOWNLOAD E-BOOK



Choosing the Right Violin Christmas Music

The first step in preparing for a Violin Christmas is selecting appropriate music that aligns with your skill level and interests. Here are some suggestions to get you started:

- **Silent Night:** This beloved carol is perfect for beginners as it features a simple melody and familiar harmonies.

- **Jingle Bells:** The cheerful rhythm and catchy tune of this classic Christmas song make it an enjoyable choice for both players and listeners.
- **Deck the Halls:** This traditional Welsh carol is known for its lively melody and festive lyrics, making it a great option for a lively holiday performance.
- **The First Noel:** The serene and reflective nature of this traditional English carol creates a magical atmosphere during Christmas celebrations.
- **Hark! The Herald Angels Sing:** The majestic melody and uplifting lyrics of this beloved hymn inspire a sense of awe and joy during the holiday season.

Mastering Violin Christmas Techniques

Once you have chosen your music, it's time to practice and master the techniques necessary for a successful Violin Christmas performance. Here are some essential techniques to focus on:

- **Bow Control:** Developing good bow control is crucial for producing a clear and expressive sound. Practice smooth and even bowing techniques to enhance the beauty and resonance of your Christmas melodies.
- **Finger Placement:** Accurate finger placement ensures clean intonation and precise execution of notes. Pay attention to the proper positioning of your fingers on the fingerboard to achieve a pure and harmonious sound.

- **Vibrato:** A well-controlled vibrato can add warmth and expressiveness to your playing. Experiment with different vibrato techniques to find the one that best suits your style and enhances the emotional impact of your performance.
- **Dynamics:** Varying the volume and intensity of your playing can create musical interest and convey the emotions behind the music. Practice controlling your dynamics to add depth and expression to your Christmas songs.
- **Ornamentation:** Christmas music often incorporates ornaments such as trills, turns, and grace notes. These embellishments can add flair and enhance the festive atmosphere of your performance. Practice these techniques to add a touch of elegance to your playing.

Preparing for a Violin Christmas Performance


As you prepare for your Violin Christmas performance, there are some key steps to ensure a successful and enjoyable experience:

- **Practice Regularly:** Consistent practice is essential for mastering the techniques and building the confidence necessary for a successful performance. Dedicate sufficient time to practice and refine your pieces.
- **Memorize Your Music:** Memorizing your music will allow you to perform more freely and connect with your audience on a deeper level. Focus on understanding the structure and flow of each piece to aid memorization.
- **Choose the Right Venue:** The acoustics of the performance venue play a crucial role in the quality of your sound. Consider the size of the

space, the presence of reflective surfaces, and the potential for background noise when selecting a venue.

- **Dress Professionally:** Dressing appropriately for your performance conveys respect for the audience and the occasion. Consider wearing formal attire or a festive outfit that complements the spirit of Christmas.
- **Manage Stage Fright:** Stage fright is a common experience among performers. Practice relaxation techniques, such as deep breathing and positive visualization, to help you manage your nerves and perform your best.

Embarking on a Violin Christmas journey as a beginner can be both exciting and rewarding. By choosing appropriate music, mastering essential techniques, and preparing diligently for your performance, you can create magical moments that will fill the hearts of your audience with joy and holiday cheer. Embrace the spirit of Christmas through your violin and share the gift of music with the world.



Violin Christmas For the Beginner: Easy Violin Christmas Pieces by Stephen Robles

★★★★★ 5 out of 5

Language : English

File size : 1780 KB

Screen Reader : Supported


Print length : 33 pages

Lending : Enabled

FREE


DOWNLOAD E-BOOK





Seduced by the General: A Captivating Historical Romance by India Norfleet

In the tumultuous era of the American Revolutionary War, where the fate of a nation hung in the balance, India Norfleet's "Seduced by the..."



The Da Vinci Code: A Literary Odyssey into the World of Mystery and Symbolism

A captivating image of The Da Vinci Code novel, featuring a close-up of the iconic cover art with its enigmatic symbols. In the realm of literature, few novels have captured...