


A Monthly Listing of Tips and Ideas for Creating Professional Container Gardens



Container Gardening Month by Month: A Monthly Listing of Tips and Ideas for Creating a Professional Container Garden (The Weekend Gardener Book 1)

by Gloria Daniels

★★★★☆ 4.4 out of 5

Language : English
Text-to-Speech : Enabled
Enhanced typesetting : Enabled
X-Ray : Enabled
Lending : Enabled
File size : 813 KB
Print length : 66 pages
Screen Reader : Supported



Container gardening is a great way to add beauty and interest to your home, while also enjoying fresh, homegrown produce. But if you're new to container gardening, it can be difficult to know where to start.

That's why we've put together this monthly listing of tips and ideas to help you create beautiful and thriving container gardens all year long.

January

January is a great time to start planning your container gardens for the year. Here are a few tips to get you started:

- Choose the right containers. The size, shape, and material of your containers will all affect the growth of your plants. Make sure to choose containers that are large enough to accommodate the root systems of your plants, and that have drainage holes to prevent waterlogging.
- Prepare the soil. The soil in your containers should be well-drained and fertile. You can purchase potting mix specifically for container gardening, or you can make your own by mixing compost, peat moss, and perlite.
- Choose the right plants. Not all plants are suitable for container gardening. When choosing plants, consider the size of your containers, the amount of sunlight they will receive, and your own personal preferences.

February

February is a good time to start planting your container gardens. Here are a few tips to help you get started:

- Start seeds indoors. If you're starting your plants from seed, you can start them indoors in February. This will give them a head start on the growing season, and allow you to transplant them outdoors in early spring.
- Transplant seedlings. If you're transplanting seedlings, make sure to do so carefully. Water the seedlings well before transplanting, and dig a hole that is twice as wide as the root ball of the seedling.
- Fertilize your plants. Once your plants are established, fertilize them regularly. This will help them to grow healthy and strong.

March

March is a great month to enjoy your container gardens. Here are a few tips to help you keep your plants healthy and blooming:

- Water your plants regularly. Container plants need more water than plants in the ground, so make sure to water them regularly, especially during hot, dry weather.
- Deadhead your plants. Deadheading is the process of removing spent flowers from your plants. This will encourage them to produce more flowers, and will help to keep your plants looking neat and tidy.
- Protect your plants from pests and diseases. Pests and diseases can damage your container plants, so it's important to protect them. You can do this by using insecticidal soap or neem oil to control pests, and by using fungicides to control diseases.

April

April is a great time to add new plants to your container gardens. Here are a few tips to help you choose the right plants:

- Consider the size of your containers. When choosing new plants, consider the size of your containers. Make sure to choose plants that are small enough to fit in your containers, and that will have enough room to grow.
- Consider the amount of sunlight your containers receive. Some plants need full sun, while others can tolerate partial shade or even full shade. Make sure to choose plants that are suitable for the amount of sunlight your containers receive.

- Consider your own personal preferences. When choosing new plants, consider your own personal preferences. Choose plants that you love to look at, and that you will enjoy growing.

May

May is a great month to enjoy your container gardens. Here are a few tips to help you keep your plants healthy and blooming:

- Water your plants regularly. Container plants need more water than plants in the ground, so make sure to water them regularly, especially during hot, dry weather.
- Deadhead your plants. Deadheading is the process of removing spent flowers from your plants. This will encourage them to produce more flowers, and will help to keep your plants looking neat and tidy.
- Fertilize your plants. Fertilize your plants regularly to help them grow healthy and strong.

June

June is a great month to harvest your container gardens. Here are a few tips to help you harvest your produce:

- Harvest your produce when it is ripe. The best way to tell if your produce is ripe is to taste it. If it is sweet and flavorful, it is ready to harvest.
- Harvest your produce carefully. When harvesting your produce, be careful not to damage the plants. Use a sharp knife or scissors to cut the produce from the plant.

- Store your produce properly. Once you have harvested your produce, store it properly to keep it fresh. Most fruits and vegetables can be stored in the refrigerator for several days.

July

July is a great month to enjoy your container gardens. Here are a few tips to help you keep your plants healthy and blooming:


- Water your plants regularly. Container plants need more water than plants in the ground, so make sure to water them regularly, especially during hot, dry weather.
- Deadhead your plants. Deadheading is the process of removing spent flowers from your plants. This will encourage them to produce more flowers, and will help to keep your plants looking neat and tidy.
- Fertilize your plants. Fertilize your plants regularly to help them grow healthy and strong.

August

August is a great month to start planning your container gardens for the fall. Here are a few tips to get you started:

- Choose the right plants. When choosing plants for your fall container gardens, consider the colors you want to create. Fall is a great time to plant colorful foliage plants, such as pansies, violas, and mums.
- Prepare the

Container Gardening Month by Month: A Monthly Listing of Tips and Ideas for Creating a Professional




Container Garden (The Weekend Gardener Book 1)

by Gloria Daniels


★★★★☆ 4.4 out of 5

Language : English
Text-to-Speech : Enabled
Enhanced typesetting : Enabled
X-Ray : Enabled
Lending : Enabled
File size : 813 KB
Print length : 66 pages
Screen Reader : Supported



Seduced by the General: A Captivating Historical Romance by India Norfleet

In the tumultuous era of the American Revolutionary War, where the fate of a nation hung in the balance, India Norfleet's "Seduced by the..."



The Da Vinci Code: A Literary Odyssey into the World of Mystery and Symbolism

A captivating image of The Da Vinci Code novel, featuring a close-up of the iconic cover art with its enigmatic symbols. In the realm of literature, few novels have captured...

